

# Thimbles of Israel

I didn't own any thimbles made in Israel until 2008 when I received a gift of a Hagop sterling silver thimble. In 2009 I received a gift of a Yemini sterling silver thimble  
This topic is divided into what the thimbles are made of. China, resin and cloisonne thimbles fall outside this topic

---

## Brass thimbles



Jerusalem with jewels

## Pewter thimbles



Jerusalem in gilt

## Sterling silver thimbles

The thimbles of the two main Israeli silversmiths (Hagop and Yemini) are quite similar in the following aspects – they worked mainly in the 1970s in Jerusalem. It would be fascinating to know if they knew of each other. I have seen their thimbles mistakenly ascribed to the other silversmith. I trust this topic will go some way to erasing the errors

### Hagop (James Demirjian)

The distinguishing feature of this silversmith's thimbles it is the extra design on the apex. JERUSALEM and STERLING are lettered on the inside rim with HAGOP, the date and the Ltd Ed

Later they were lettered in the apex

Hagop often named his thimbles with lettering of the scenes around the rim

I have not been able to find a date when Hagop moved to live and work in California – sometime in the early 1980s? He was still creating thimbles in 2008 in the US



three marks on inside rim in his scenic thimbles



this is the mark up in apex in Helen thimble – Sterling Jerusalem. No other marks



Bethlehem

Star of Bethlehem on apex

1979

lower row: an earlier version



camel - palm on verso  
apex from inside



CLARA B  
Oct. 19 1985



dove of peace



Egypt – cradle of civilization  
featuring Pharos lighthouse – pyramids – sphinx  
bird with A on apex  
limited to **5000**  
1979



filigree  
1985



HELEN  
Sterling Jerusalem lettered in apex



Israel – the promised land  
Star of David on apex



Jerusalem – sacred sites  
1979



Jerusalem – the Old City  
featuring Dome of the Rock and three mile wall  
dove of peace on apex with Hebrew E  
1985



Jerusalem  
cross on apex



Last Supper  
chalice apex  
limited to **5000**  
1979



Lebanon – Queen of the East  
cedar tree on apex  
featuring Baalbec, ruins of a Roman city  
limited to **5000**  
1979



Lucerne Wulf 1923  
on the occasion of her 85<sup>th</sup> birthday 2008



menorah



Montreal Olympic Games 1976  
maple leaf on apex



Nativity  
bell of Bethlehem on apex  
1985



Petra Jerash Jordan  
crown of King Hussein apex  
limited to **5000**  
1979




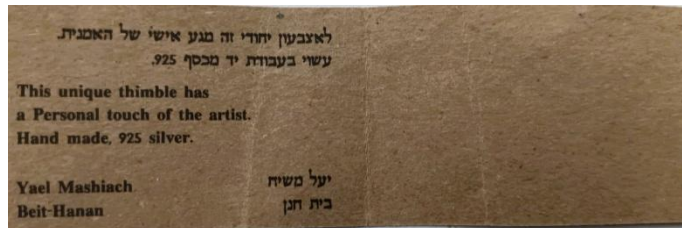
stylised fish on apex  
Sterling Jerusalem lettered in apex  
L: design lower

### Yael Zidon Mashiach

This silversmith's studio is in Beit Hanan, established in 1962. She also works in brass, copper and gold – see also her wooden thimbles



maker's Hebrew mark – on its side at L



applied autumn flowers  
2005

accompanying certificate is like all Hebrew texts - to be read from right to left



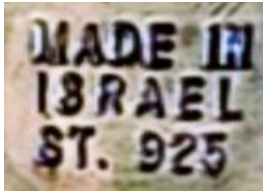
935 silver  
coral on apex

## Yaacov Yemini

This Yemenite silversmith works in Jerusalem



four generations of the Yemini family – Yaacov 2<sup>nd</sup> R



these marks are lettered on the plain verso – R: modern mark on Susan thimble 2009



long version – 1978 edition – limited edition of 5000 - Yaacov Yemini - State of Israel – St. 925 (sand thimble)

Having compared the thimbles by Hagop with Yemini, you too will notice that this silversmith's thimbles have a plain indented apex. Many of the symbols are applied on smooth sides, unlike those of Hagop where the scenes tend to be 'etched'. There is no identifying lettering of the scene depicted, with occasional Hebrew lettering (see his biblical scenes in oval cameos)

Yemini uses galleried wirework around some of the rims, making them more decorative



bee



Chai Hebrew symbol  
plain - ornate

I don't know which version was created first



Chai Hebrew



cross



Elath stone  
malachite  
1978



Esther  
Hebrew lettering under image



garnet



Golda Meir  
limited to **5000**  
1979



Hebrew lettering



horse



Jacob and Rachel  
Hebrew lettering under image



Jesus



Last Supper



Mary



menorah



Miriam dancing  
Hebrew lettering under image



praying hands  
plain - ornate

I don't know which version was created first



Ruth with wheat  
Hebrew lettering under image



sand from Holy Land



shepherds with sheep  
Hebrew lettering under image



Star of David  
plain - ornate



Susan  
Hebrew name  
2009  
any name could be commissioned



turquoise



Vision of peace between Egypt and Israel  
(sometimes described as Tutankamen or Nefertiti)  
1978



water carrier



woman at the well  
Hebrew lettering under image

## Unknown silversmiths

Do you recognise the makers? Many are filigree. Some of the designs could be by Hagop. All have been identified as thimbles made in Israel



925



925



Star of David  
Jerusalem  
seems older?

## Wooden thimbles

The most recognised wood associated with Israel is **olive wood**. Most of the thimbles are made of this wood

### Yael Zidon Mashiach



**olive wood** with sterling silver daisies  
2001

## Handpainted wooden thimbles

I have tried to group the thimbles together by the same painter. The taller thimbles are painted in a naïve style and lettered around the rim. They are lettered with Israel on the inside rim



**R.P.**



camel



Flowers from the Holy Land



Jerusalem Caleb



Nativity of Christ



Shalom in Hebrew



The Church of All Nations



The Dome of the Rock



The Dove of peace



The Wailing Wall



Jerusalem  
different views with trees



Jerusalem  
different flowers



Jerusalem  
1996



Jerusalem  
pyrographed cross



Jerusalem  
pyrographed menorah



Jerusalem  
pyrographed Star of David



## Other wooden thimbles



olive wood



olive wood

thimbles made from annual pruning of olive trees

---

## Contributors

Joanna Blackie-So Many Bits | Yolanta Bogdziewicz | Friedy Kamp | Caroline Meacham-Elegant Arts | Ray Nimmo  
Wolf-Dieter Scholz | Irene Schwall | Jean Taylor

This listing of Thimbles of Israel does not purport to be complete or accurate in all aspects.  
Rather it invites comments and contributions to add to our knowledge. My thanks to the contributors.

EMAIL [thimbleselect@bigpond.com](mailto:thimbleselect@bigpond.com) TO SHARE YOUR KNOWLEDGE

© **Sue Gowan**  
**December 2025**